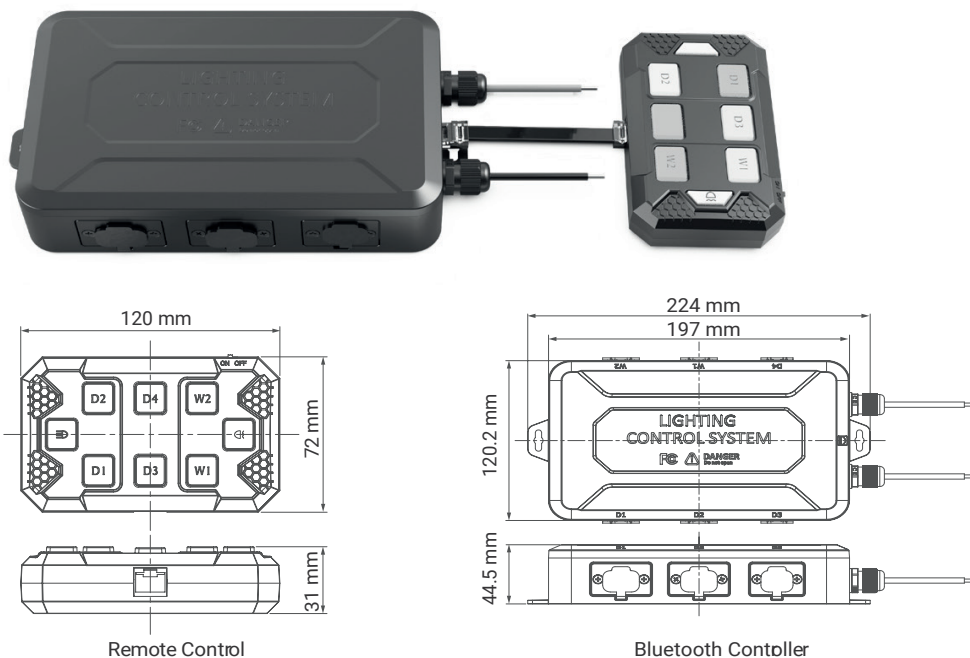


MULTIFUNCTION BLUETOOTH CONTROLLER

Art. nr: 22-4010



SPECIFICATIONS

Current: Input 20A/600W Max, Output 20A Max on Hi/Lo beam port, 10A other ports, 250W Max/Port

Voltage: 10-30V DC

Control distance: Above 50m for remote control, Above 12m for App control

IP rated: IP67, Potting process

Overload protection

This document provides all the necessary information to allow your product to be properly and safely installed. Before beginning the installation and operation of your new product, the installation technician and operator must read this manual completely.

FUNCTION

This device complies with part 15 of the FCC Rules. Operation is subject to the following two conditions: (1) This device may not cause harmful interference, and (2) this device must accept any interference received, including interference that may cause undesired operation.

1. Wire control, Remote control, App on smart phone

- Connect the RJ connector for wire control
- Disconnect the RJ connector for remote control
- Down load the App for phone control



ios



Android

2. Available for all Warning light, Driving light, Work light.

Diving Light

- On/Off
- High/Low Beam Control

Work Light

- On/Off

Warning Light

- On/Off
- Mode Control

3. Button Function: Turn on the controller first.

D1/D2 for Driving light

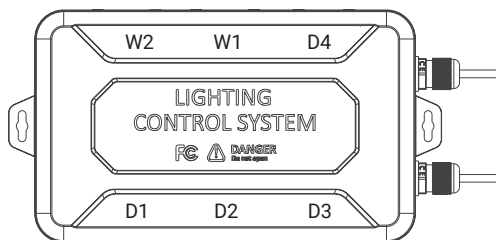
D3/D4 for Work light

W1/W2 for Warning light

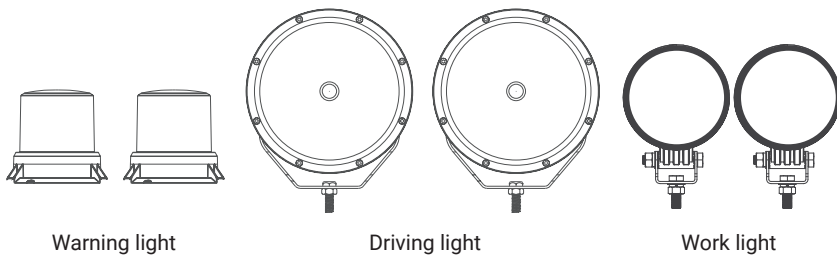
≡ Hi/Lo Beam Control

⌘ Mode Control

4. Connecting ports of the box



OPERATION



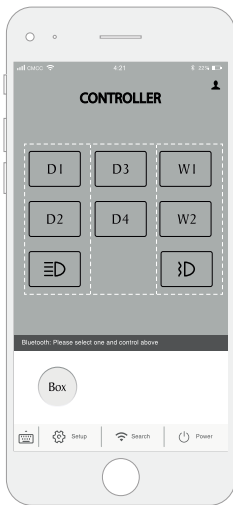
Warning light

Driving light

Work light

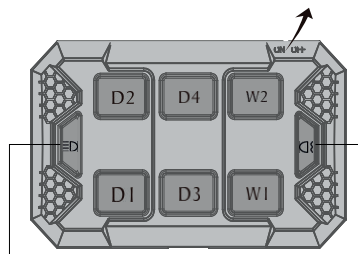
Switching between the App and Remote Control to control different products according to your preferences.

App



BLUETOOTH

Turn on the controller first.



Long press these two buttons.

Remark:

1. Controller: Factory setting has been coded. If you find the controller can not match the box, long press both sides buttons of the controller 15s, once you turn on the controller. When all lights flash, then coding successful.
2. App: Turn on the bluetooth/Open the app on you phone, then you can control the box with phone. If the app doesn't work, long press both sides buttons of the controller 5s-10s, while connecting the control with the box with network cable. When the indicators light up, then reset.

MULTIFUNCTION BLUETOOTH CONTROLLER

Package includes:

- Control Box
- Controller
- Network cable with RJ connector
- 6* DT connectors
- 2* EVAs
- 2* Screw



WARNING: Do not use wire control when the RJ connect port has waterinside.

IMPORTANT!

This unit is a safety device, and it must be connected to its own separate, fused power point to assure its continued operation should any other electrical accessory fail.

HBA

Tel. 08-880 900 - info@hba.nu - www.hba.nu